

How to Administer Narcan


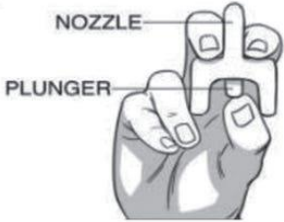




The Narcan is located in a red box with a sign above it. There is a Narcan box in all the buildings on the University of Arkansas Pulaski technical college campuses.

If using Narcan, call 9-1-1 then call Campus Police.


Narcan is used for overdose of Opioids. Narcan is a medication that can reverse the effects of an opiate overdose, but does not treat the symptoms.

Sometimes you might have to give someone more than one dose. If you do give a dose of Narcan to someone who is not having a Opioids overdose, it will not affect or hurt them.

The steps to using Narcan are shown in the table below.

 <ul style="list-style-type: none">• Take Narcan® Nasal Spray out of box.• Peel back tab with the circle to open the Narcan® Nasal Spray. <p>IMPORTANT: Do not remove Narcan® until ready to use and do NOT test the device.</p>	 <ul style="list-style-type: none">• Hold the Narcan® Nasal Spray with your thumb on the bottom of the plunger and your first and middle fingers on either side of the nozzle.	 <ul style="list-style-type: none">• Tilt the person's head back and provide support under the neck with your hand.
 <ul style="list-style-type: none">• Gently insert the tip of the nozzle into one nostril, until your fingers on either side of the nozzle are against the bottom of the person's nose.• Press the plunger firmly to give the dose of Narcan® Nasal Spray. Remove the Narcan® Nasal Spray from the nostril after giving the dose.	 <ul style="list-style-type: none">• Wait and watch the person closely.• If the person does not respond in 2-mins, repeat the steps and give the second dose of Narcan® Nasal Spray in box.	 <ul style="list-style-type: none">• Call 911 right away, if you have not done so already.• Roll the person on their side and place them in the 'recovery position'.

Download the NARCANsas App!



Download the NARCANsas App Today!

The NARCANsas app is a FREE opioid overdose resource containing information, links, and tools that will help you potentially save an opioid overdose victim's life.

- Step-by-step narration, in English and Spanish, on how to **administer naloxone** and save lives
- **Recognize the symptoms** of opioid overdose
- Access vital **overdose resources** instantly
- Locate nearby **treatment facilities** with ease
- Discover resources for **post-overdose support & recovery**
- Identify **Arkansas Take Back locations** across the State

Approximately every 12 minutes, someone overdoses on opioids.

Are you prepared?



[Download Today!](#)



[Download Today!](#)

NOTE: If you encounter difficulty downloading the app on your Wi-Fi network, you have the option to download the app using your mobile data.

NEED MORE INFORMATION?

Contact Carol Waddle

501-570-8021 • cdwaddle@cji.edu



This project is made possible with funding awarded to the Arkansas Office of Substance Abuse and Mental Health from the Substance Abuse Mental Health Services Administration grant FR-CARA TIO82521 and SORIII H79TIO85733.